

UNDERSTANDING THE IMPORTANCE OF THE LOUVER RING

The design of the louver ring and armor ring plays a significant role in the performance of vertical roller mills. As the first classification stage takes place just above the louver ring, proper louver ring assembly should:

- GUIDE FLOW AT UPWARD INCLINE WITH ARMOR RING
- DIRECT LARGE PARTICLES BACK TO TABLE
- DISTRIBUTE FLOW EVENLY AROUND TABLE
- MINIMISE PRESSURE DROP
- MINIMISE HIGH LOCALISED WEAR
- MANAGE REJECT MATERIAL STREAM

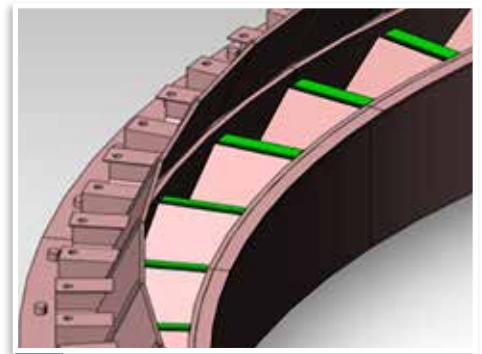


BRADLEY LOUVER RING RETROFIT SOLUTION

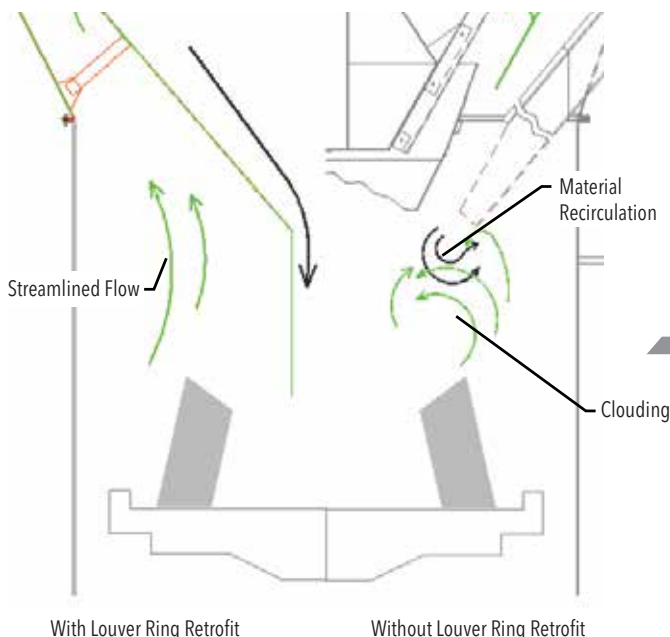
The Bradley Enhanced Louver Ring is designed for increased capacity and power reduction through improved grinding efficiency. To optimize results from a vertical roller mill, uniform gas flow distribution across the mill and classifier at any level is essential.



TYPICAL LOUVER RING DESIGN



BRADLEY ENHANCED LOUVER RING DESIGN



ADVANTAGES OF EXTENDING THE GRIT FUNNEL AND ADDING SKIRTING TO PROFILE AIR VELOCITY

LOUVER RING RETROFIT

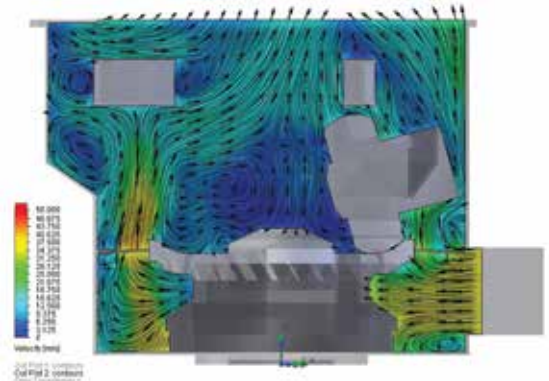
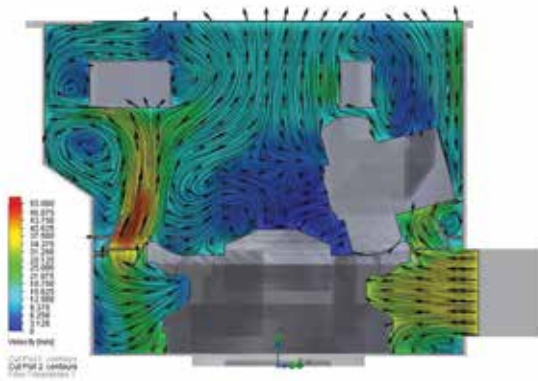
FOR IMPROVED EFFICIENCY OF VERTICAL ROLLER MILLS

CONVENTIONAL LOUVER RINGS VS. BRADLEY ENHANCED LOUVER RING

Conventional louver rings cannot equalise pressure and flow around the table. The unique Bradley Enhanced Louver Ring design regulates flow around the table to match the demands of the mill resulting in *efficient operation* and *higher production rates*.

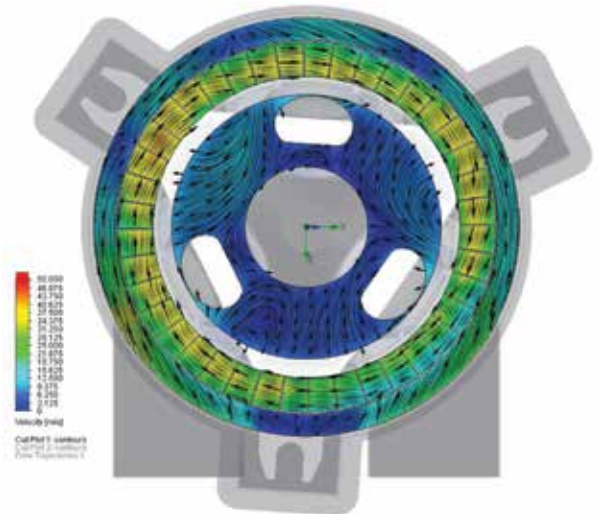
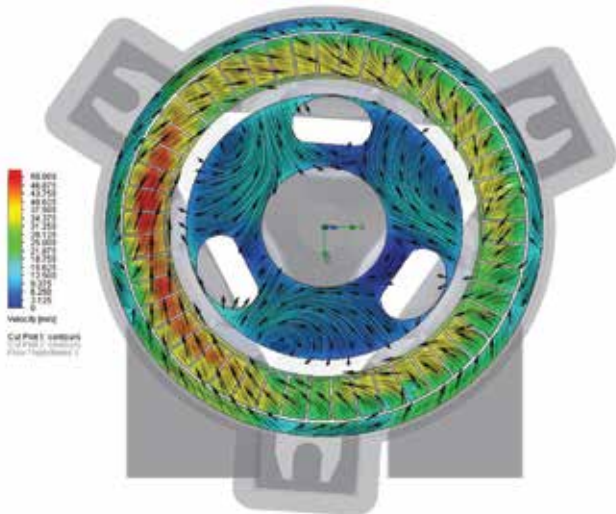
	CONVENTIONAL	BRADLEY
WEAR ON MILL BODY & INTERNALS	↑	↓
INTERNAL RECIRCULATION	↑	↓
FAN DRIVE POWER	↑	↓
OPERATING COSTS	↑	↓
PRODUCTION RATE	↓	↑

CFD DIAGRAMS OF LOUVER RING MODIFICATIONS



CONVENTIONAL LOUVER RING DESIGN

BRADLEY ENHANCED LOUVER RING DESIGN



FOR OVER
130
YEARS

Airswept Mills | Screen Mills | Air Classifiers | Process Units
Project & Design | Testing, Development & Consultancy



Bradley
PULVERIZER

15 Kennet Rd | Crayford, Kent DA1 4QN

www.bradleypulverizer.com

+44 (0) 1322 559106 +44 (0) 8081 968141